


First Friends 1

Activity Book



Susan Iannuzzi

OXFORD
UNIVERSITY PRESS

Level 1 Scope and sequence






Topic	Structure	Vocabulary	Letters and phonics	Numbers	Songs and chants
1 Me	I'm... Hello Bye How are you? I'm fine, thank you. Clap Stand up Sit down Point to	Adam Baz Jig Pat Tess	Aa Adam, apple Bb Baz, bird		Lesson 2: Hello, how are you? Lesson 3: Letter song Lesson 4: Point to Jig Lesson 5: Letter song
2 My classroom	What's this? It's a...	bin board chair door picture table window	Cc cat, coat Dd date, dog	1-2	Lesson 3: Letter song Lesson 4: Count one and two Lesson 5: Letter song
3 My toys	This is my... This is your...	ball balloon boat car doll robot teddy bear	Ee egg, elephant Ff fan, fig	3-4	Lesson 3: Letter song Lesson 4: One, two, three, four Lesson 5: Letter song Lesson 6: Time for fun
4 My things	How many? Plurals How old are you?	bag book lunch box pencil pencil box rubber water bottle	Gg girl, give Hh hand, horse	5	Lesson 2: How old are you? Lesson 3: Letter song Lesson 4: Doll and teddy bear Lesson 5: Letter song
5 My colours	It's + colour (green).	circle rectangle square triangle blue green orange red yellow	Ii iguana, insect Jj Jig, jump Kk kick, kite	6-7	Lesson 3: Letter song Lesson 4: Hungry iguana Lesson 5: Letter song

Topic	Structure	Vocabulary	Letters and phonics	Numbers	Songs and chants
6 My farm	Is it a...? Is it (red)? Yes, it is. / No, it isn't.	butterfly donkey duck field flower goat sun	Ll lemon, lion Mm mango, moon Nn nose, nut	8-9	Lesson 3: Letter song Lesson 4: Animal song Lesson 5: Letter song
7 My clothes	What colour is it? It's... What colour are they? They're...	jumper shirt shoes shorts skirt socks trousers	Oo octopus, ostrich Pp Pat, pink Qq queen, quiet	10	Lesson 3: Letter song Lesson 4: Ten birds, here with me Lesson 5: Letter song
8 My body	I've got...	arms ears eyes feet fingers head legs	Rr rabbit, run Ss seesaw, sing Tt Tess, toes		Lesson 3: Letter song Lesson 4: I've got ten fingers Lesson 5: Letter song
9 My family	He / She is... They are...	baby brother dad grandma grandpa mum sister	Uu umbrella, up Vv van, volcano Ww walk, water		Lesson 3: Letter song Lesson 4: Come and meet my family Lesson 5: Letter song
10 My food	I like... / I don't like...	banana biscuit carrot orange sandwich sweet tomato	Xx box, fox Yy yo-yo, yogurt Zz zebra, zero		Lesson 3: Letter song Lesson 4: Alphabet song Lesson 5: Letter song




















1 Me

Lesson 1


1 Match and say.



1 Find and circle.




2 Draw and colour.




Lesson 3

1 Trace and write.

1



2 Trace and say. Colour.





Adam



apple

1 Draw and match.





Tess

Baz

Jig



Pat




Lesson 5

1 Trace and write.


1



2 Trace and say. Colour.



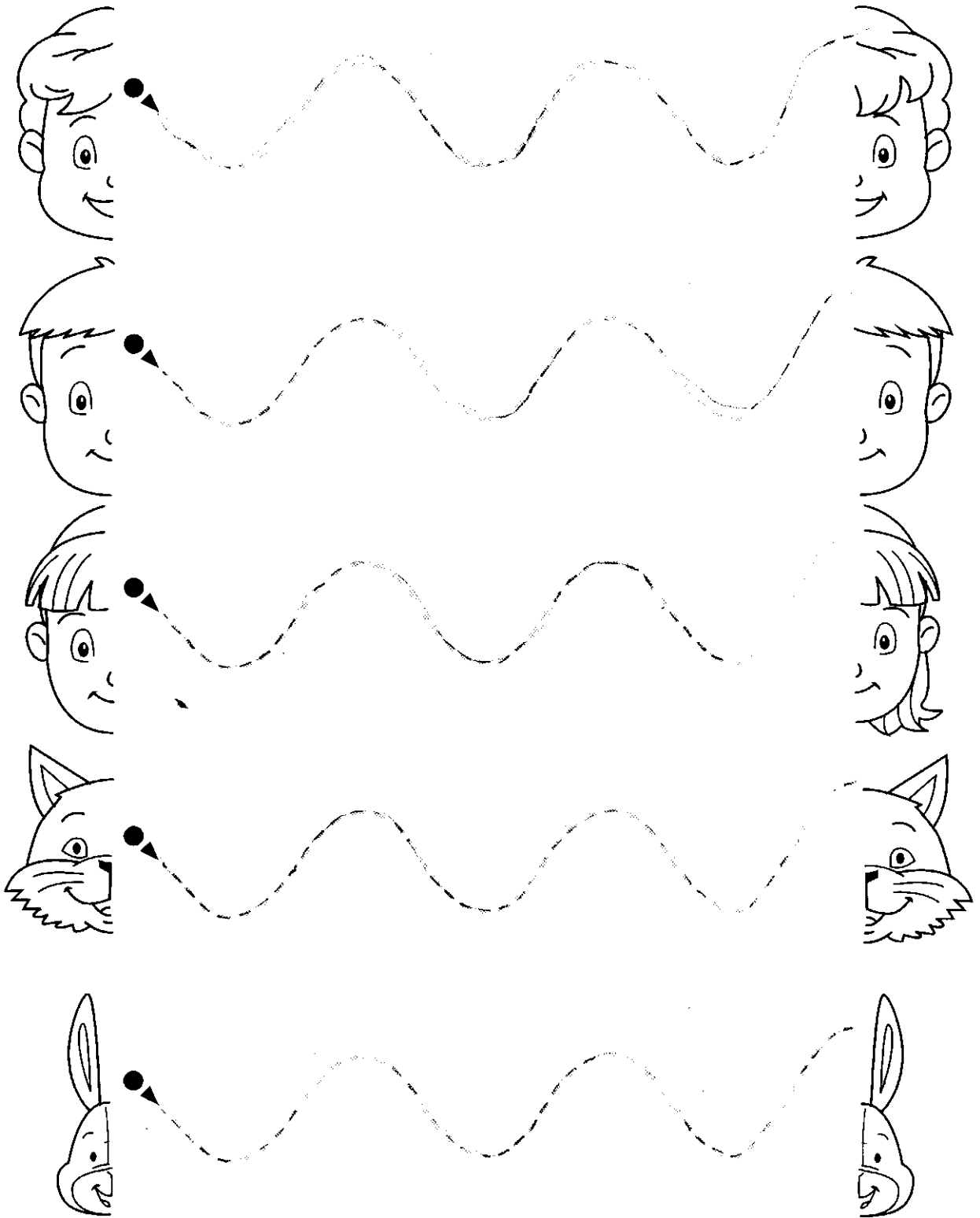
az



ird

Lesson 6

1 Match and say.




Unit 1 Review

1 Find and circle.

a	b	a	b	b
b	a	a	b	a
A	B	B	B	A
B	B	A	A	A


2 Match and colour.



2 My classroom

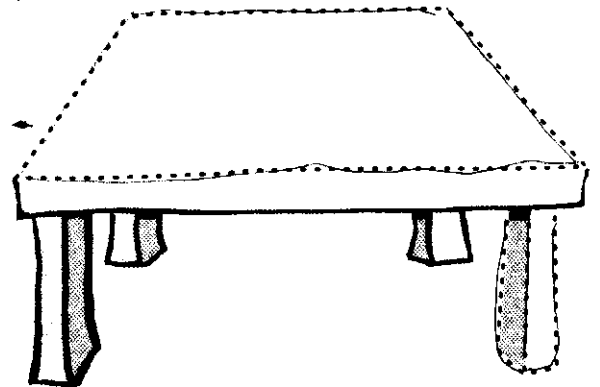



Lesson 1

1 Match and say.

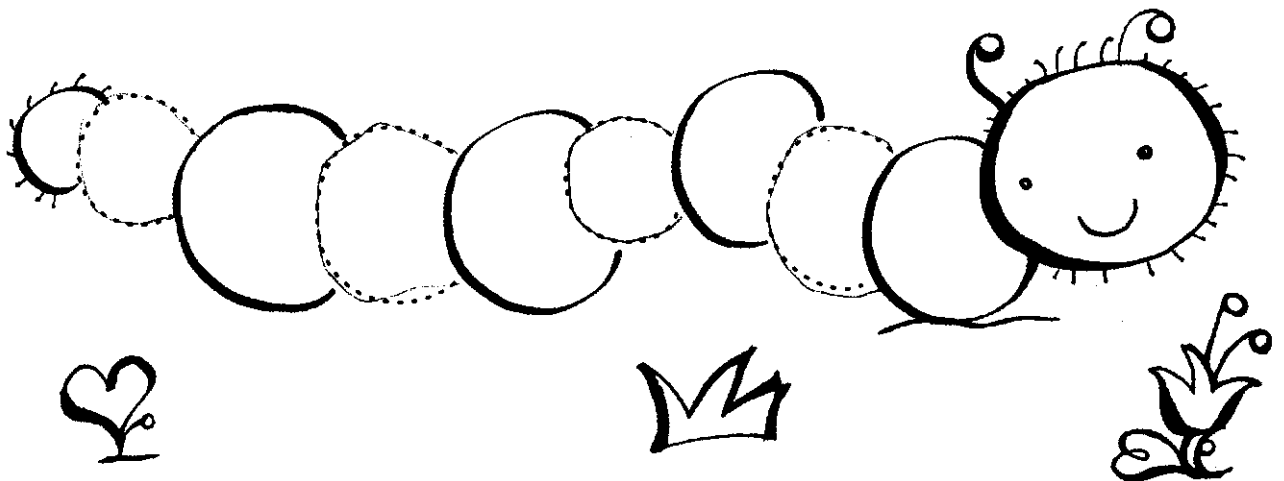


Lesson 2

1 Draw and say.




2 Draw and colour.




Lesson 3

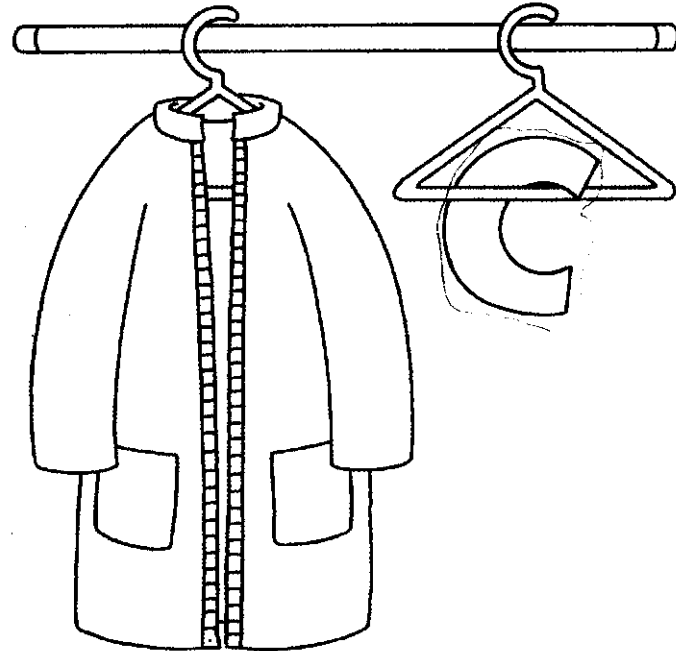
1 Trace and write.



2 Trace and say. Colour.



cat







coat

Lesson 4


1 Count and circle.

1





2

2 Trace and write.

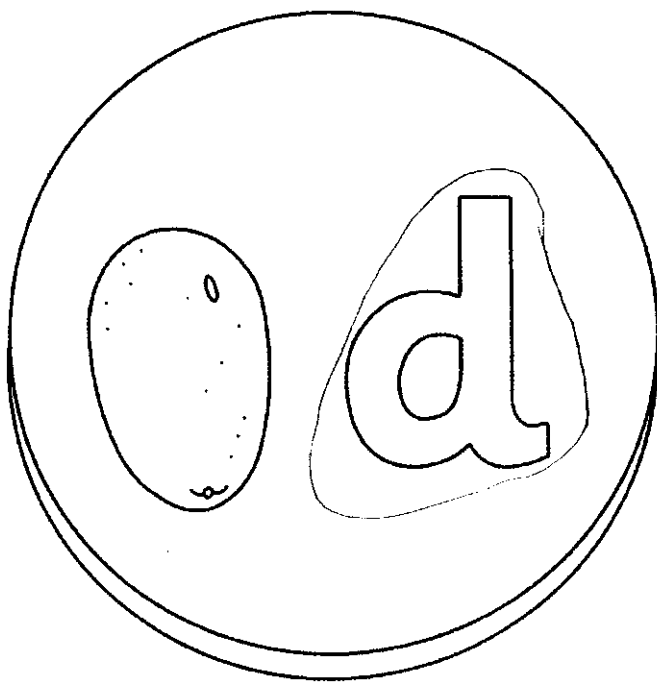


Lesson 5


1 Trace and write.



2 Trace and say. Colour.



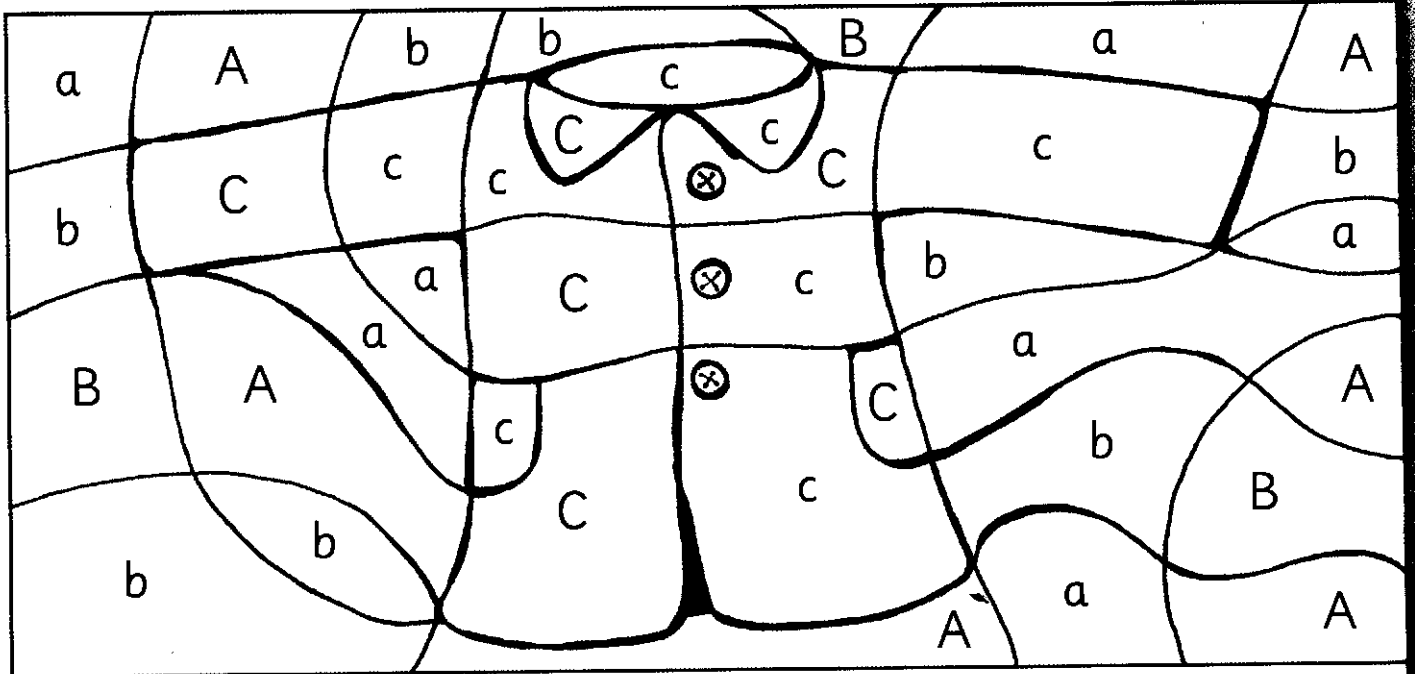
date



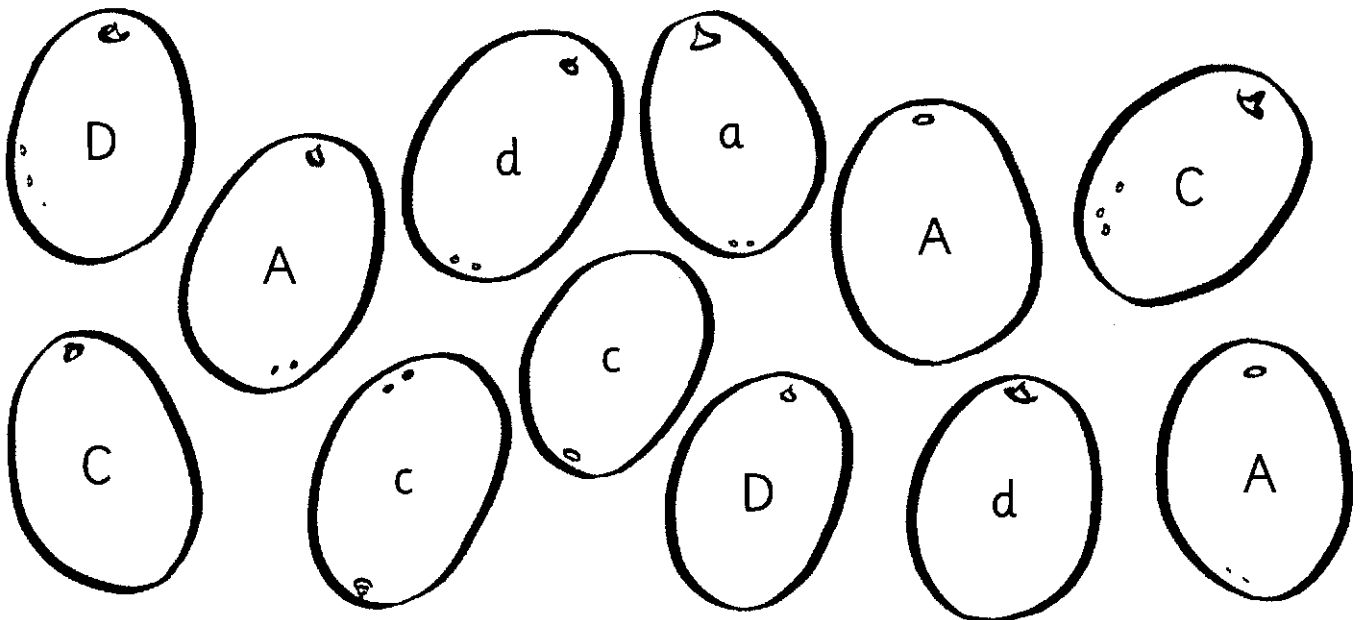
dog

Lesson 6

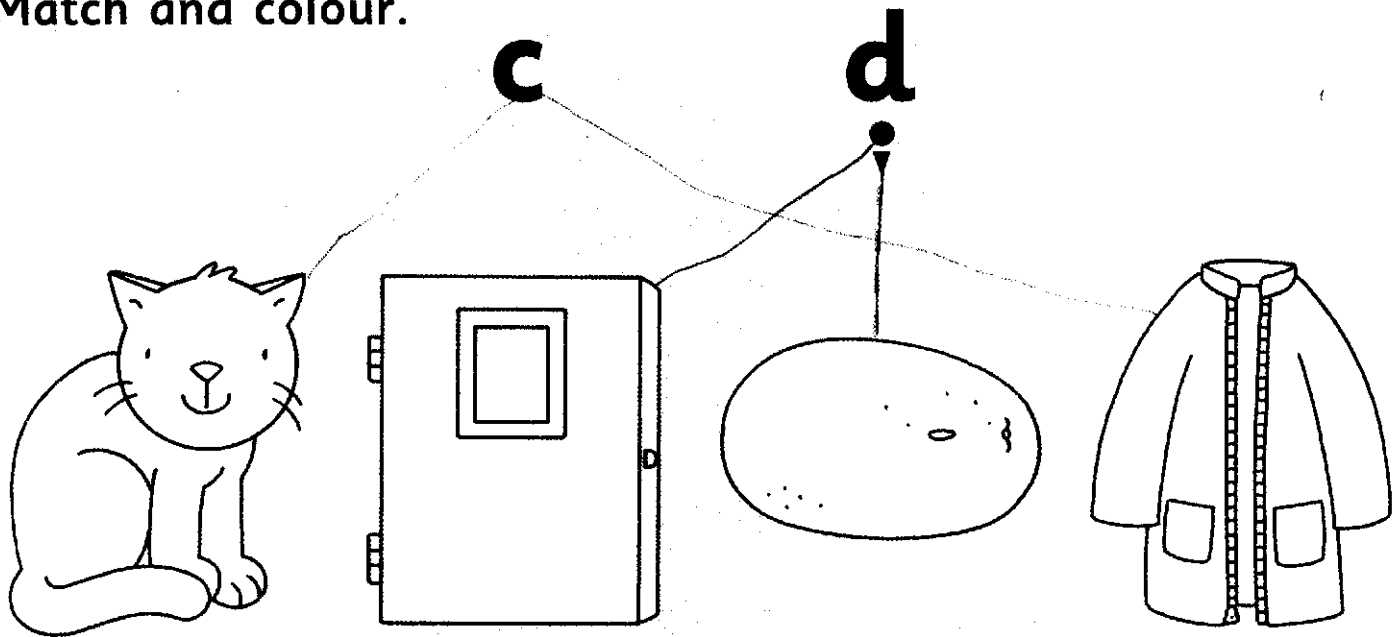
1 Colour the letters **C** and **c**.



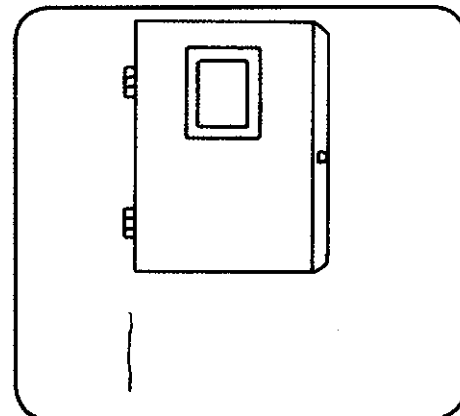





2 Colour the **D** and **d** dates.



1 Match and colour.



2 Count. Trace the right number.





3 My toys



Lesson 1

1 Find and colour.

1



2

Lesson 2

1 Trace the same letter.

a				
c				
D				
B				

2 Look and say. Circle the letter.



a **b** **c** **d**



a **b** **c** **d**



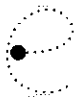
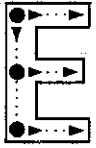
a **b** **c** **d**




a **b** **c** **d**

Lesson 3


1 Trace and write.



2 Trace and say. Colour.



 **egg**



 **elephant**



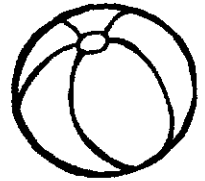
Lesson 4

1 Draw.

3



4



2 Trace and write.

3

3

3

.

.

.

.

4

4

4

.


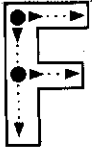
.

.


.

Lesson 5

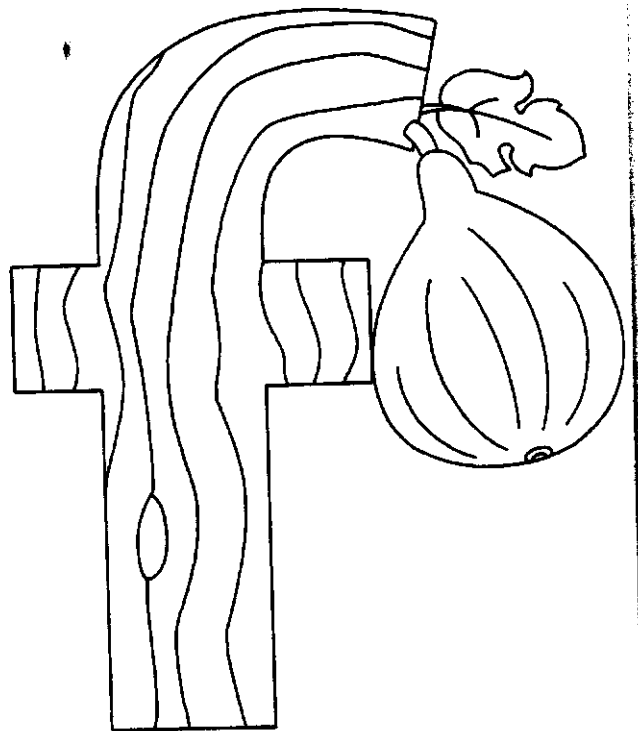
1 Trace and write.



2 Trace and say. Colour.



fan




fig



Lesson 6

1 Colour and say.



1



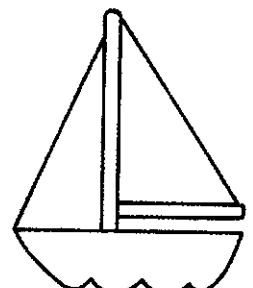
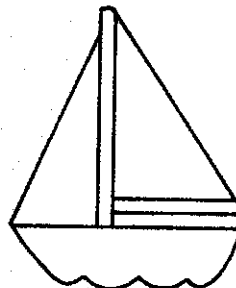
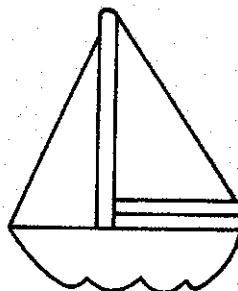
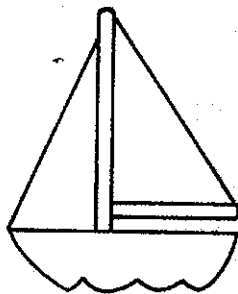
2



3



4







Unit 3 Review

1 Match and colour.


e

f




2 Count and match.

3




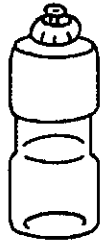
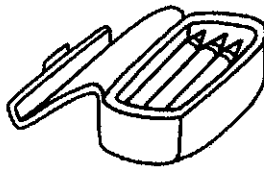

4



4 My things


Lesson 1

1 Find and circle. Colour.



Lesson 2

1 Count and match.



3


2

4



1

2

2 Draw, write and say.



4



Lesson 3

1 Trace and write.

G

G

G

.

.

.

g

g

g

.

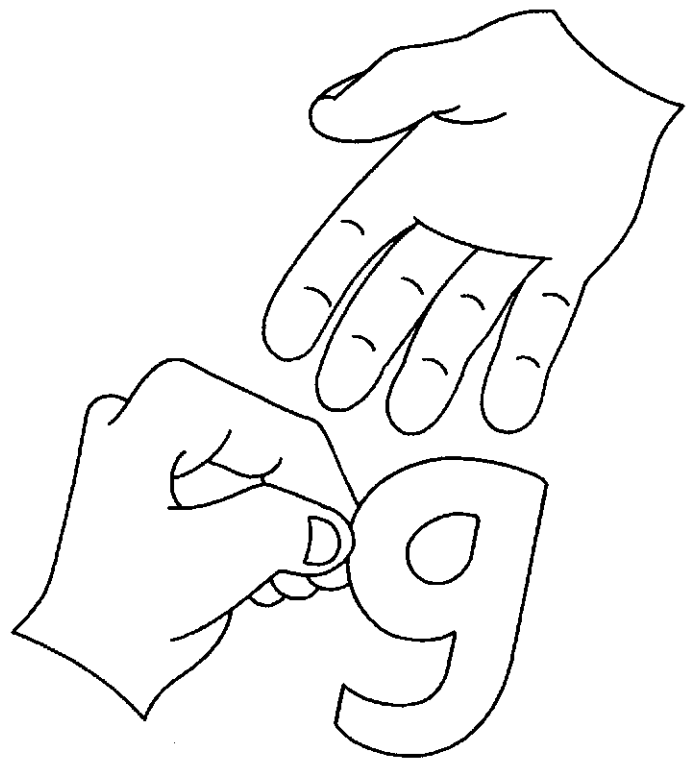
.

.

2 Trace and say. Colour.



girl




give


Lesson 4

1 Count, circle and colour.


5



4



3




5





2 Trace and write.

5



Lesson 5


1 Trace and write.



2 Trace and say. Colour.









and



horse

Lesson 6




1 Count. Trace the right number.




1 Match and colour.

g

h



2 Join the dots. Colour.

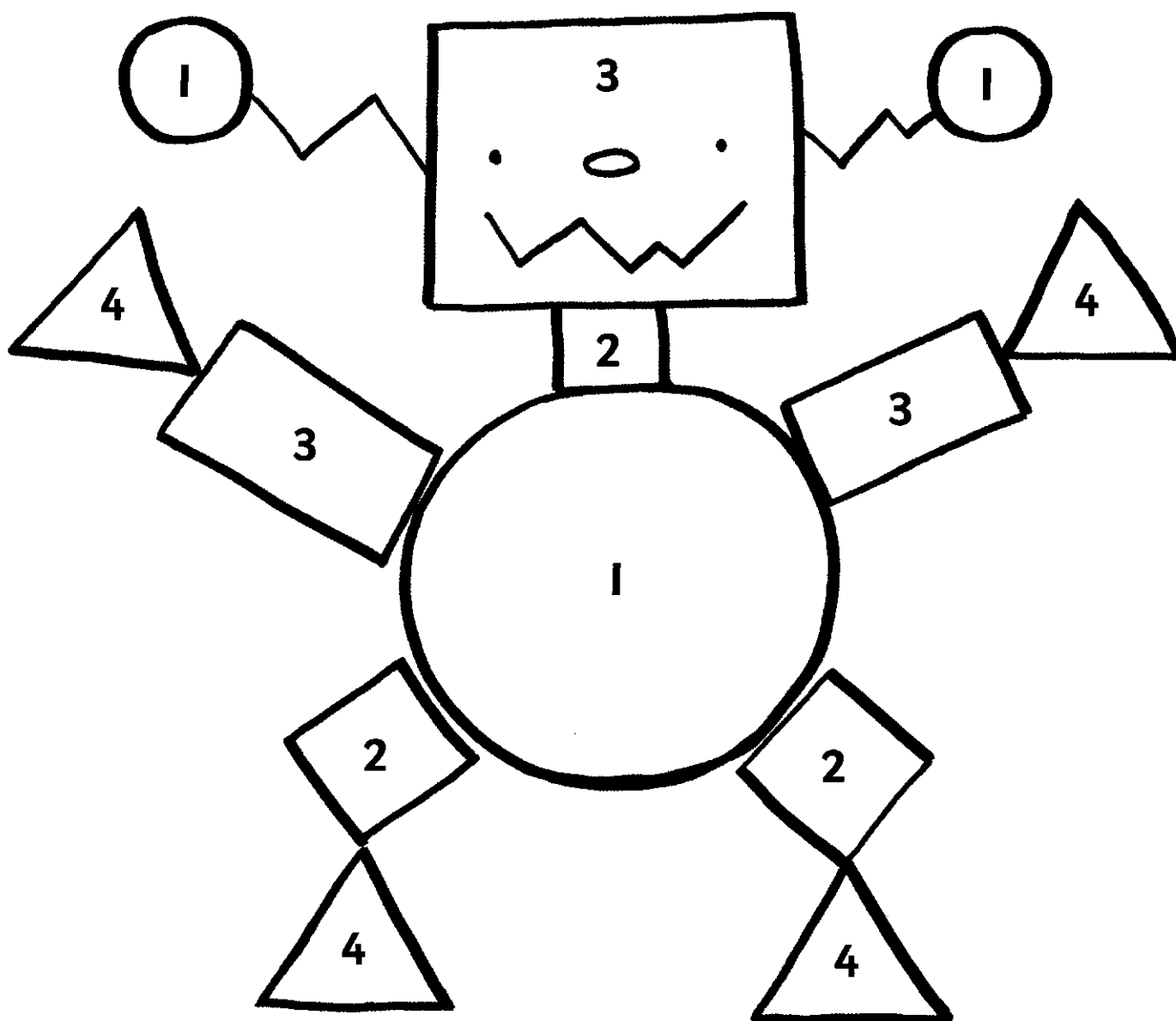


5 My colours





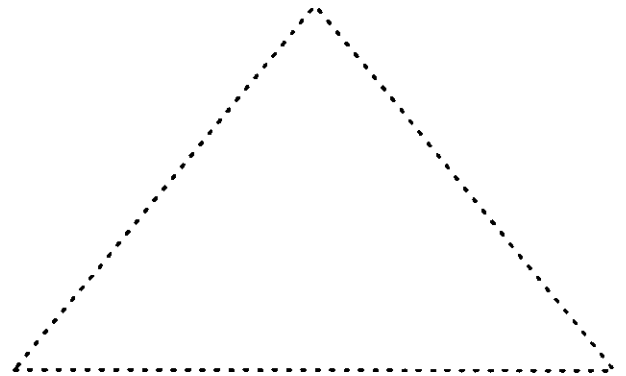
Lesson 1

1 Colour.



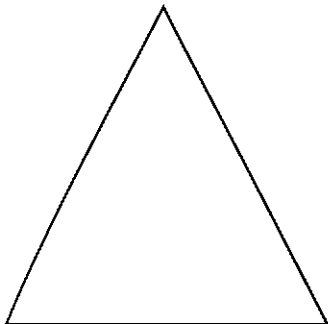
Lesson 2

1 Draw and say.




2 Colour.

red




blue



green




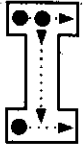


yellow



Lesson 3


1 Trace and write.



2 Trace and say. Colour.



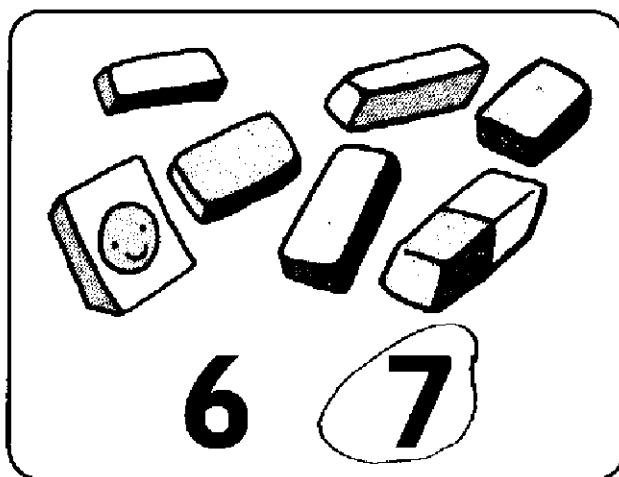



iguana





insect

Lesson 4

1 Count and circle.



2 Trace and write.



Lesson 5

1 Trace and write.

J J J J J J J

j j j j j j j

K K K K K K K


k k k k k k k

2 Trace and say. Colour.

Jig

ump

kite



Lesson 6

1 Match and colour.




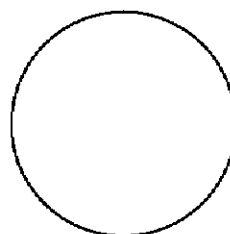
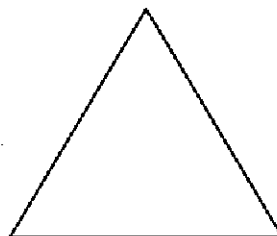
red ●▶

blue ●▶

yellow ●▶

green ●▶


orange ●▶



2 Look and say. Circle the letter.



J K I



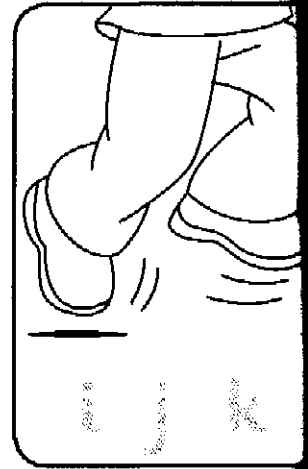
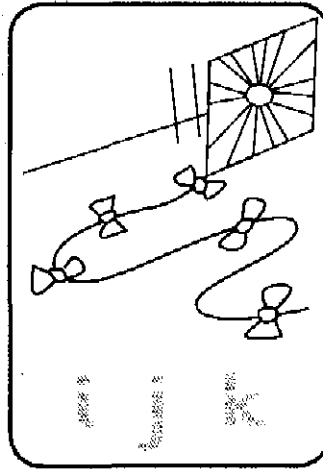


D B K



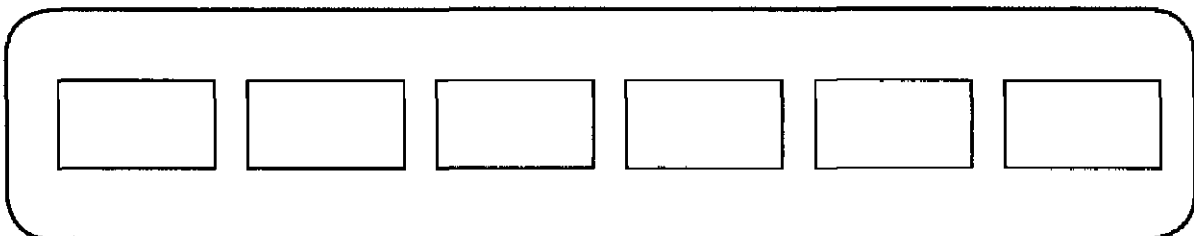
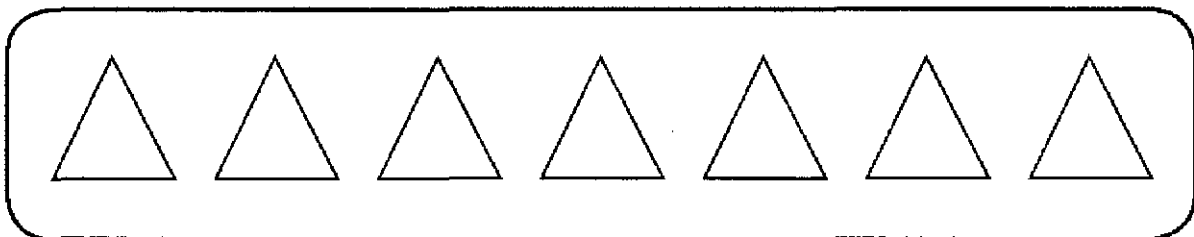
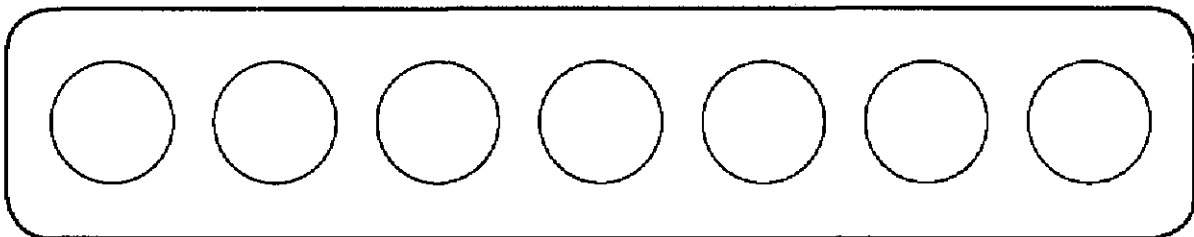
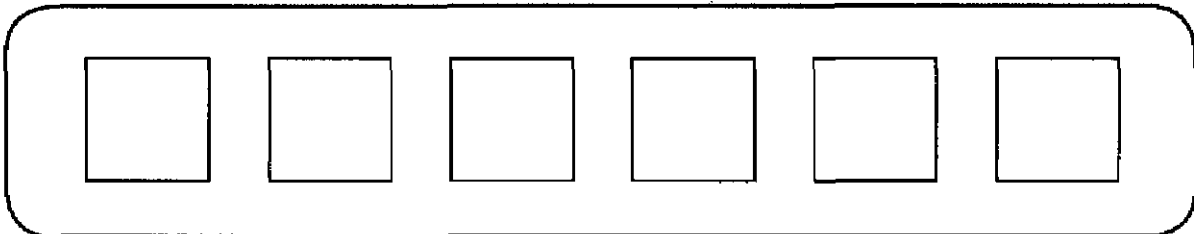
H F A

Unit 5 Review

1 Look and say. Trace the letter.



2 Count and write.






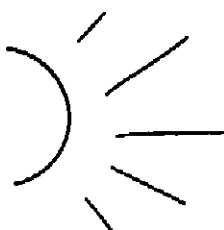



6

6 My farm

Lesson 1

1 Match and colour.



Lesson 2

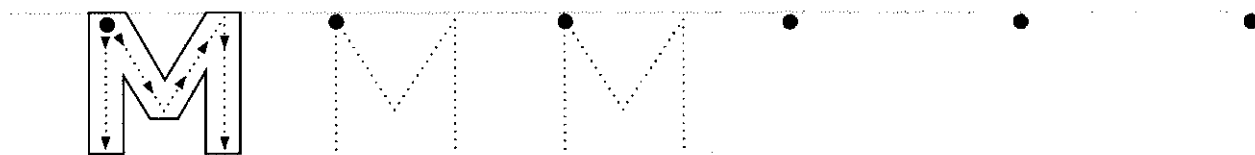
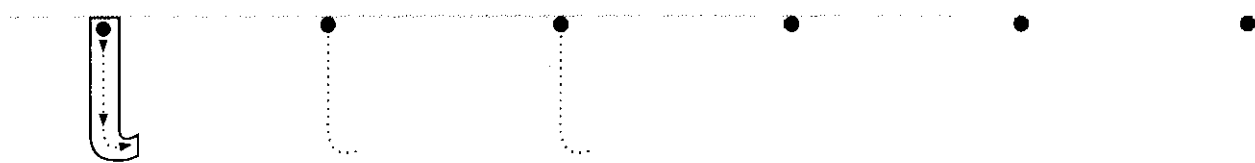
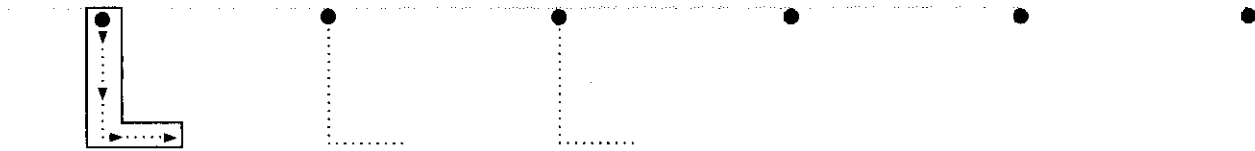
1 Find and colour. Say.

a b c d e f g h i j k



Lesson 3

1 Trace and write.



2 Trace and say. Colour.





ion

oon



Lesson 4

1 Count and match.



8

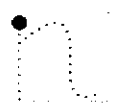
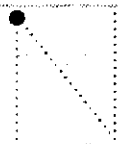
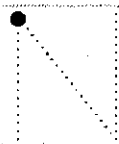
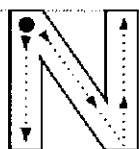
9

2 Trace and write.



Lesson 5


1 Trace and write.



2 Trace and say. Colour.











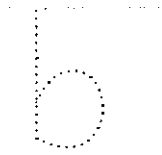

nose



nut

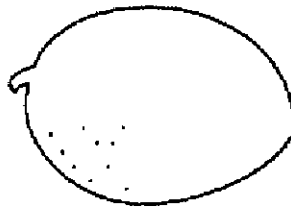

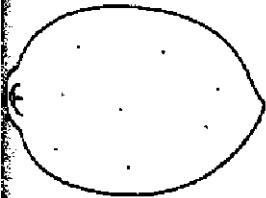
Lesson 6

1 Say and write the letter.

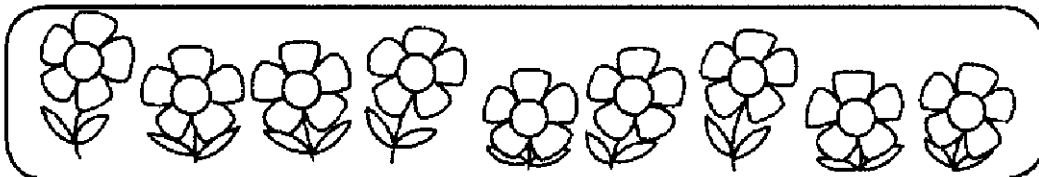


1 Match and colour.

l m n



2 Count and circle.




8

9



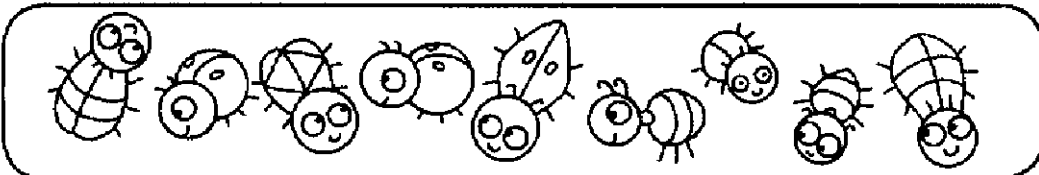
8

9



8

9



8

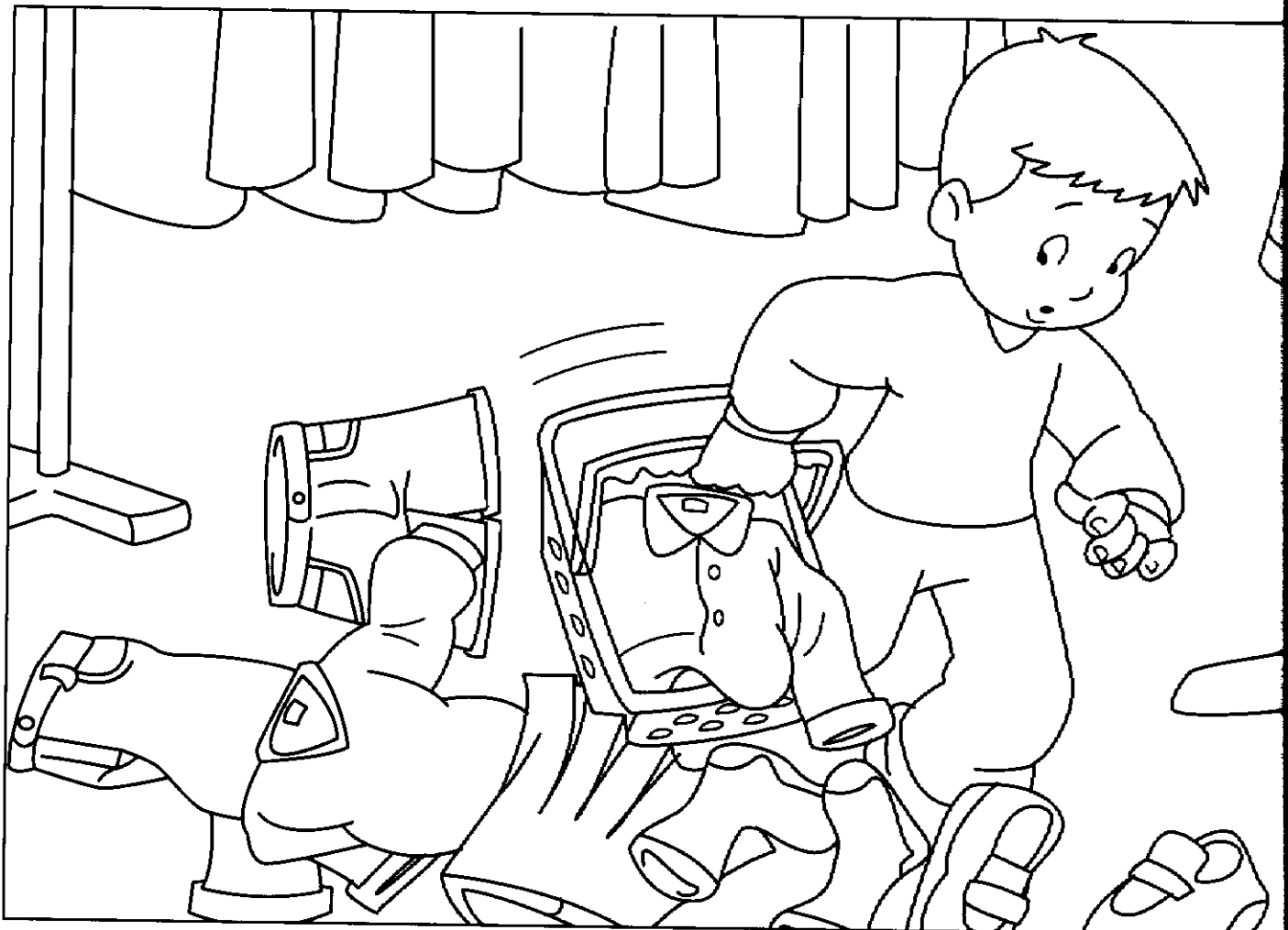

9

7 My clothes




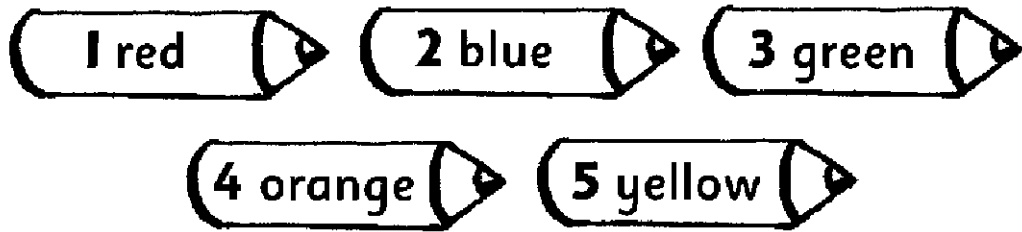
Lesson 1

1 Find and colour. Say.




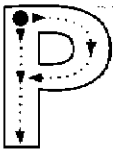
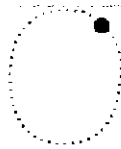
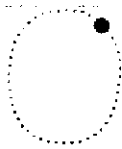
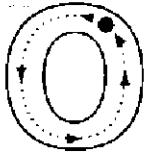
Lesson 2

1 Colour.



Lesson 3

1 Trace and write.




2 Trace and say. Colour.

octopus


Pat

pink



Lesson 4

1 Trace and write.




2 Count, circle and colour.


10



9



10


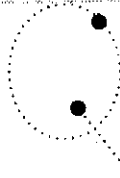
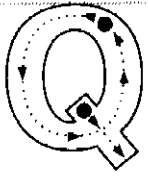


8

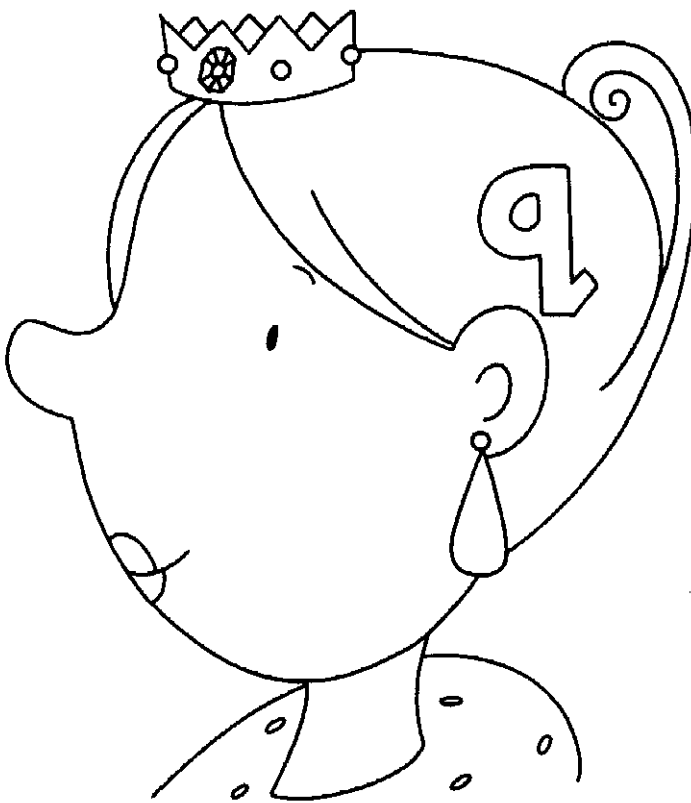


Lesson 5

1 Trace and write.



2 Trace and say. Colour.



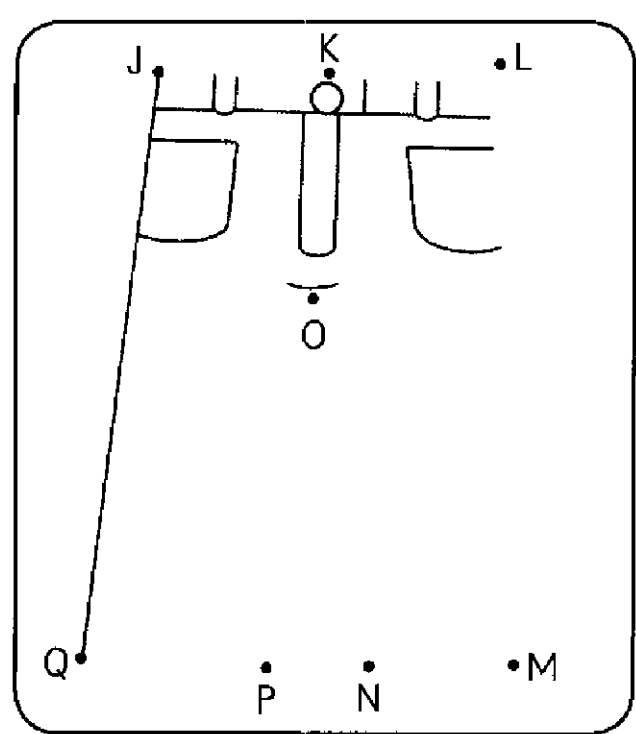
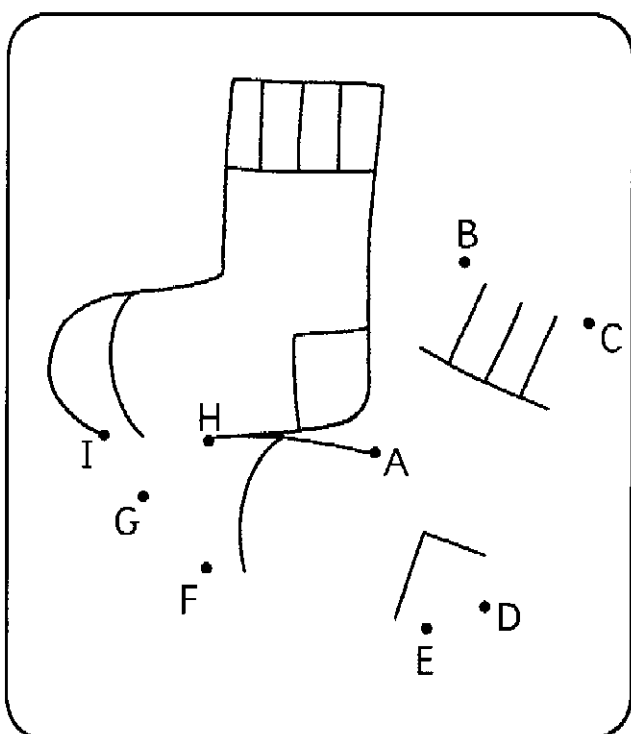
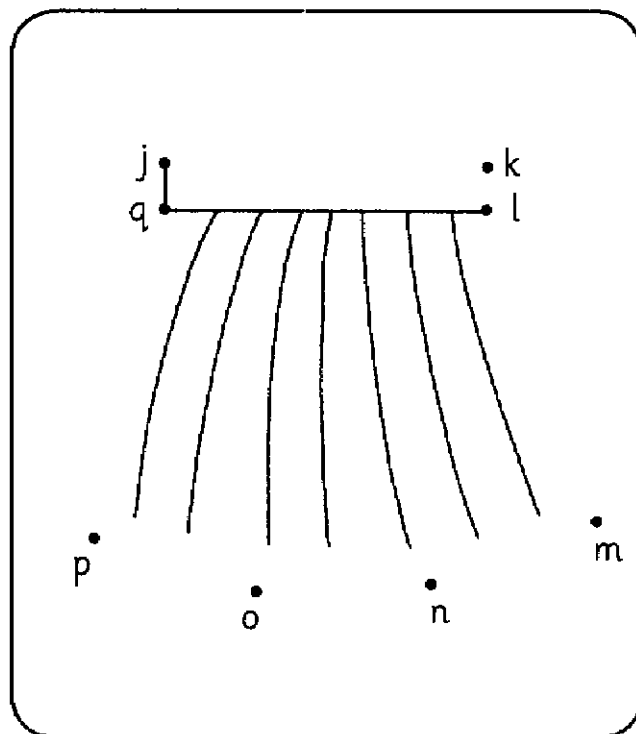
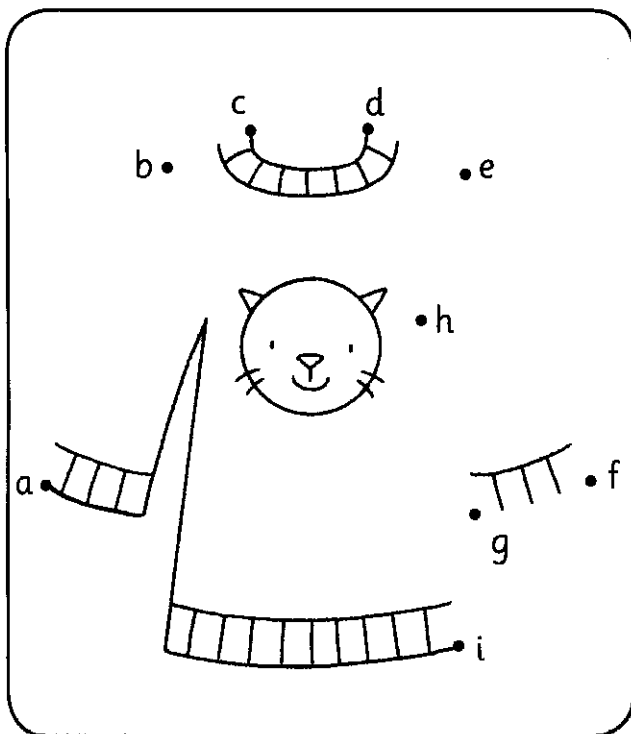
 **queen**



 **quiet**

Lesson 6



1 Join the dots. Colour.



Unit 7 Review

1 Say and write.

Oo Pp Qq





at

ueen

ctopus

2 Count and write.




8

8 My body



Lesson 1


1 Match and colour. Say.




Lesson 2

1 Count and write.

2 4 6 8

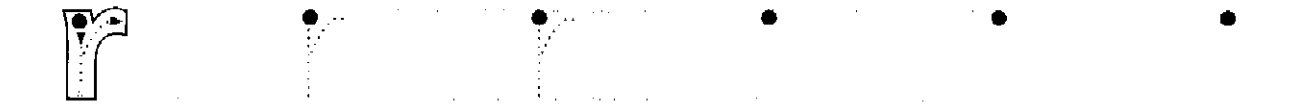


8




Lesson 3

1 Trace and write.



2 Trace and say. Colour.




abbit



un

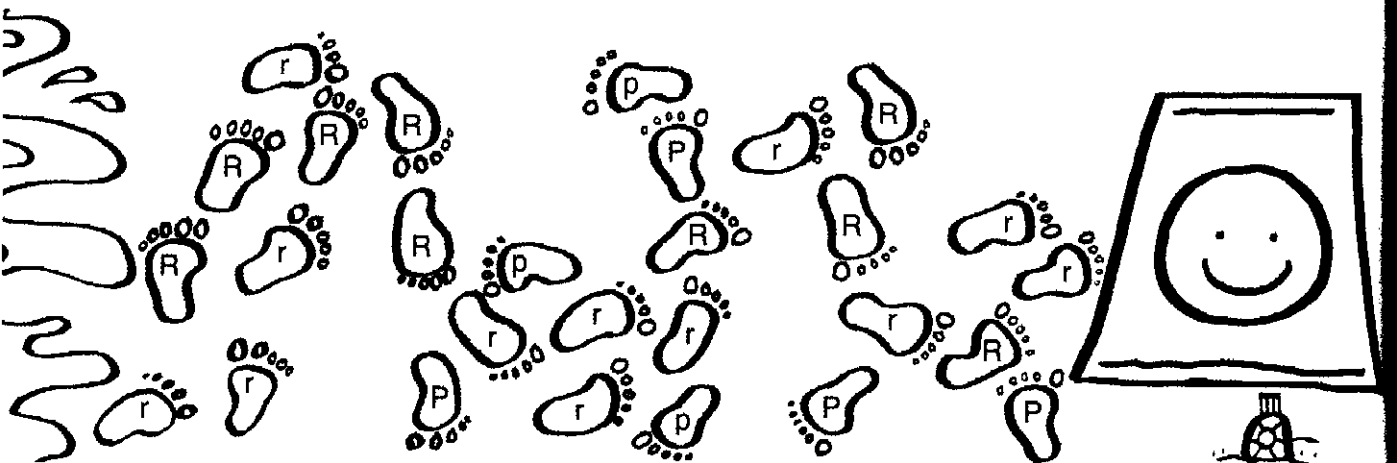
Lesson 4

1 Draw and colour.



my hand

2 Colour the letters R and r.



Lesson 5

1 Trace and write.

S

S

S

S

S

S

S

S

S

S

S

S

T

T

T

T

T

T

t

t

t

t

t


t

2 Trace and say. Colour.

seesaw

less

toes




Lesson 6

1 Say and match.




2 Join the dots. Colour.



Unit 8 Review

1 Say and write. **r s t**



abbit



un



ing



oes

2 Count and circle.



5 6



2 3




9 8

9 My family


Lesson 1

1 Say and match.




Lesson 2

1 Draw and trace.




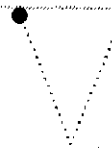
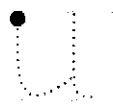

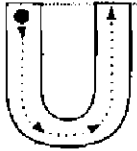
dad



mum

Lesson 3


1 Trace and write.



2 Trace and say. Colour.


umbrella

volcano



Lesson 4

1 Draw and say.



my family

Lesson 5


1 Trace and write.



2 Trace and say. Colour.








walk



water

Lesson 6

1 Say and match.



Unit 9 Review

1 Find and circle.

v	U	V	W
R	r	P	f
w	V	W	N
Q	p	g	q
u	w	U	v
T	t	f	i

2 Say and write.


u v w



p



alk



an



ate

10 My food



Lesson 1

1 Colour.

1 red


2 blue

3 green

4 orange



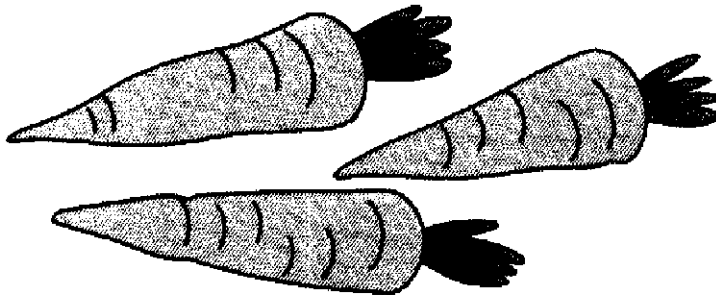

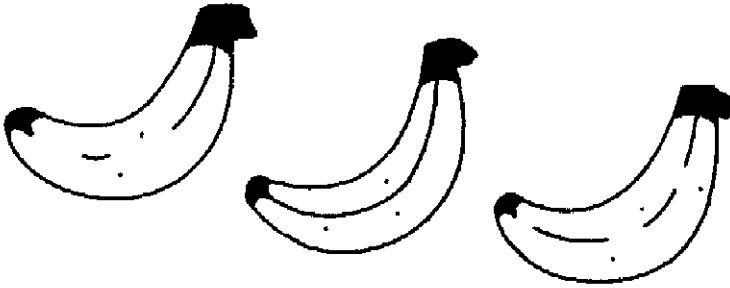
5 pink

6 yellow




Lesson 2

1 Circle and say.

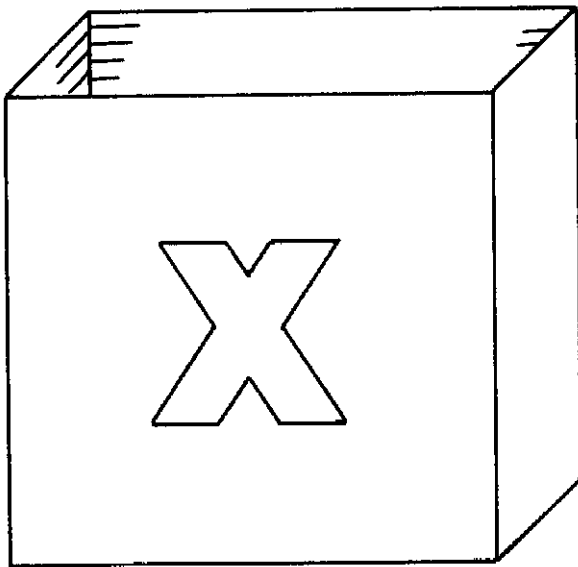


Lesson 3


1 Trace and write.



2 Trace and say. Colour.



box


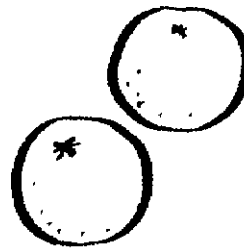





fox

Lesson 4


1 Say and write.

b c o s t



2 Colour the right picture.

i



q

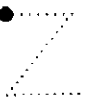



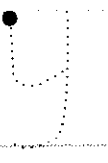


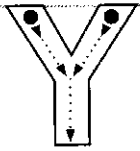


u



Lesson 5


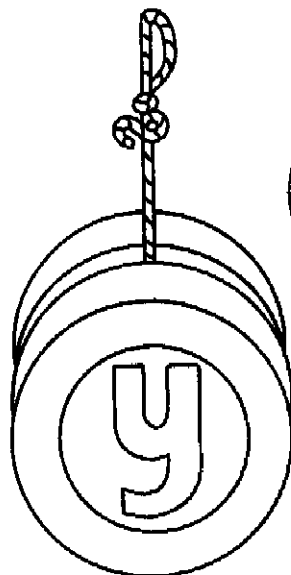
1 Trace and write.



2 Trace and say. Colour.

y o - y o



zebra



Lesson 6

1 Look, count and write.

3 5 7 9



2 Write and say.

1

2


3

5

7

9

1 Follow the letters.



Aa



Bb



Cc




Dd




Ee




Ff




Gg




Hh




Ii



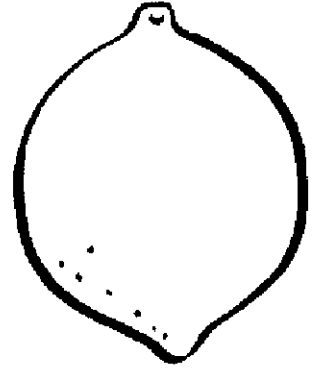
Jj



Kk




Ll




Mm



Nn



Oo




Pp



Qq




Rr




Ss




Tt



Uu



Vv



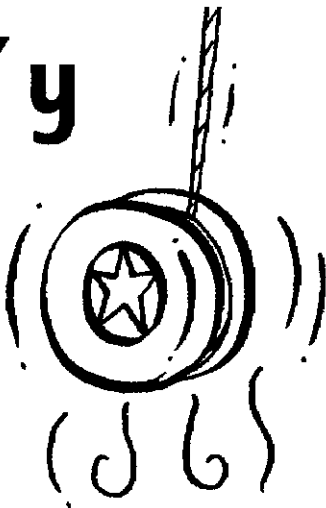
Ww



Xx










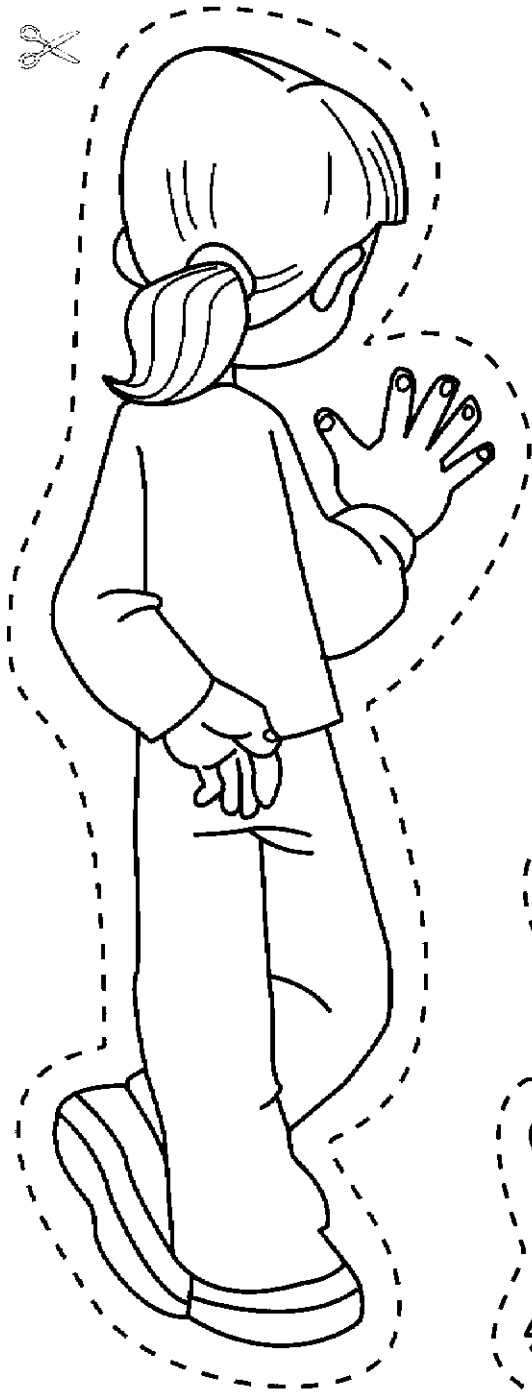
Yy



Zz







Songs



Unit 1

Lesson 2

Hello, Pat!
How are you?

Hello, Jig!
I'm fine, thank you.

Hello, Adam!
How are you?

Hello, Baz!
I'm fine, thank you.

Lesson 4

Point to Jig
Point to Pat
Stand up
Sit down
Clap, clap, clap!

Point to Baz
Point to Tess
Stand up
Sit down
Yes, yes, yes!

Unit 2

Lesson 4

Count one and two
Count one and two
One for me
Two for you

Count one and two
Count one and two
A door for me
A chair for you

Unit 3

Lesson 4

One, two, three, four
Knock, knock,
knock, on the door
Four, three, two, one
Come in! Time for fun!

Toys for you
Toys for me
Toys, toys, toys
Count with me!

Lesson 6

3, 2, 1
Go, Jig!
Time for fun!

Unit 4

Lesson 2

How old are you?
I'm four.

How old are you?
I'm four.

How old are you?
How old are you?
I'm four. I'm four. I'm four!

Lesson 4

Doll and teddy bear
Count 1 and 2
Doll and teddy bear
Clap for you

Doll and teddy bear
Count 3 and 4
Doll and teddy bear
Point to the door

Doll and teddy bear
Count to 5

Doll and teddy bear
Ready to hide
1, 2, 3, 4, 5! Hide!

Unit 5

Lesson 4

Look at the iguana.
It's green and blue.
Look at the iguana.
It's hungry, too!

Seven insects flying by.
The iguana looks at the sky.
[Clap]

Six insects flying by.

...

Look at the iguana.
It's green and blue.
Look at the iguana.
It's hungry, too!

One insect flying by.
The iguana looks at the sky.

[Clap]

No insects flying by.

Unit 6

Lesson 4

Listen to the animal,
animal, animal.
Listen to the animal.
Here is the sound.

Tweet, tweet, tweet, tweet,
tweet

Tweet, tweet, tweet, tweet,
tweet

Is it a bird? A bird? A bird?
Yes, it's a bird. Yes, it is.

Tweet, tweet, tweet, tweet,
tweet

Yes, it's a bird. A bird.
A bird.

Listen to the animal,
animal, animal.
Listen to the animal.
Here is the sound.

Meow ... [a cat]

Heehaw ... [a donkey]

Quack ... [a duck]

Unit 7

Lesson 4

Ten birds, here with me
Look at that!
It's a cat!
Fly away, bird! Fly away
bird!

How many birds here
with me?
Nine.

...

One bird, here with me
Look at that!
It's a cat!
Go away, cat! Go away, cat!
Come back, birds, come
back!

Unit 8

Lesson 4

I've got ten fingers
I've got ten toes
I've got two feet
And a little nose

You've got two legs
You've got ten toes
You've got two arms
And a little nose

Unit 9

Lesson 4

Look at my pictures.
This is my family.
Come and meet my family.
Come and meet my family.

She is my mum.
He is my dad.
This is Jig.
And this is Pat.

Adam is my brother.
Baz is my brother.
We are a family.
We love each other.

Unit 10

Lesson 4

A /æ/	U /ʌ/
B /b/	V /v/
C /k/	W /w/
D /d/	X /ks/
E /e/	
F /f/	
G /g/	
H /h/	
I /i/	
J /dʒ/	
K /k/	
L /l/	
M /m/	
N /n/	
O /o/	
P /p/	
Q /kw/	
R /r/	
S /s/	
T /t/	

OXFORD

UNIVERSITY PRESS

Great Clarendon Street, Oxford OX2 6DP

Oxford University Press is a department of the University of Oxford.
It furthers the University's objective of excellence in research, scholarship,
and education by publishing worldwide in

Oxford New York

Auckland Cape Town Dar es Salaam Hong Kong Karachi

Kuala Lumpur Madrid Melbourne Mexico City Nairobi

New Delhi Shanghai Taipei Toronto

With offices in

Argentina Austria Brazil Chile Czech Republic France Greece

Guatemala Hungary Italy Japan Poland Portugal Singapore

South Korea Switzerland Thailand Turkey Ukraine Vietnam

OXFORD and OXFORD ENGLISH are registered trade marks of
Oxford University Press in the UK and in certain other countries

© Oxford University Press 2009

The moral rights of the author have been asserted

Database right Oxford University Press (maker)

First published 2009

2013 2012 2011 2010 2009

10 9 8 7 6 5 4 3 2

No unauthorized photocopying

All rights reserved. No part of this publication may be reproduced,
stored in a retrieval system, or transmitted, in any form or by any means,
without the prior permission in writing of Oxford University Press,
or as expressly permitted by law, or under terms agreed with the appropriate
reprographics rights organization. Enquiries concerning reproduction
outside the scope of the above should be sent to the ELT Rights Department,
Oxford University Press, at the address above

You must not circulate this book in any other binding or cover
and you must impose this same condition on any acquirer

Any websites referred to in this publication are in the public domain and
their addresses are provided by Oxford University Press for information only.
Oxford University Press disclaims any responsibility for the content

ISBN: 978 0 19 443206 1

Printed in China

ACKNOWLEDGEMENTS

Illustrations by: Paul Gibbs and John Haslam pp 4, 5, 6, 7, 8, 9, 10, 26 (Adam),
36, 37, 38, 46, 48, 57, 58 (Pat), 60, 65, 74 (Adam, Baz), 75 (Jig, Pat), 76 (Tess), 77,
78; Cathy Hughes pp 5 (fence), 11, 13, 15, 17, 20, 22, 23, 25, 27, 29, 31, 34, 39,
41, 43, 45, 50, 51, 53, 55, 59, 62, 64, 68, 69, 71, 73; Lisa Williams/Sylvie Poggio
Artists Agency pp 12, 14, 16, 18, 19, 21, 24, 26, 28, 30, 32, 35, 40, 42, 44, 47,
49, 52, 54, 56, 58, 61, 63, 66, 67, 70, 72, 74, 75, 76.